




KETRON AUDYA goes iPad



12:04 88%
Songlist ← → ↻ ↺ Nächster Song > 📶

TAKE ME HOME, COUNTRY ROADS 4/4

1. Almost heaven, ^G West Virginia, ^D
Blue Ridge Mountains, Shenandoah River.
Life is old there, older than the trees,
younger than the mountains – growin' like a breeze.
Ref.: Country roads, take me home
to the place I belong: West Virginia,
mountain momma, take me home, country roads.

2. All my mem'ries gather 'round her,
miner's lady, stranger to blue water.
Dark and dusty, painted on the sky,
misty taste of moonshine – teardrop in my eye.

3. I hear her voice, the mornin' hours she calls me,
the radio reminds me of my home far away,
and drivin' down the road I get a teelin'
that I should have been home yesterday, yesterday.

Ref.: Country roads
Ref.: Country roads
take me home, country roads
take me home, country roads

Text & Musik: Bill Danoff
© Cherry Lane Music Publ
Für Deutschland, Österreich

94

1 / 1

In the meantime, the future has begun. Who does not know, the accumulation of notes, text sheets and lots of folders that have accumulated over the years. Unfortunately, that does not facilitate the musician life on stage or at home. It is now possible with the Apple iPad, KETRON Audya and software to merge Songbook + the keyboard with the iPad so that control of the keyboard or the control of text, images or playback can be done from the keyboard.

What advantages over traditional text folders I have with this solution?


The advantages are obvious. It is possible to scan my entire music collection and convert PDF file. Standard scanner with multi-sheet feeder make reading the sheet music a breeze.

PDF files can be selected directly on iPad, unnecessary, tiresome searching eliminated. The switching of sheet music can be transferred directly from the keyboard. To switch their keyboard Registration and automatically be displayed on the iPad have words or notes. Conversely, you can control your keyboard also Ipad from. Select the iPad the next track before they want to play and touch of a button, all settings are automatically called thanks to the registration on the keyboard to match their song is available.

With several band members switching the Sheet music can be completely automated. Once the AUDYA poker players will change his registration for a new song, the notes of the other musicians automatically via radio (Bluetooth) are switched.

What is needed to say goodbye to his text folders?

1. iPad
2. Midi interface



3. KETRON AUDYA (No matter which model)
4. K & M holder for IPAD (IPAD can be mounted directly to the microphone stand)

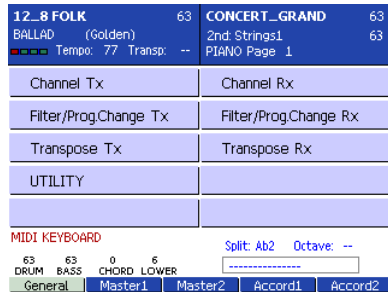
What preparations should I make?

1. Download Songbook + through the AppStore in the iPad. (For which they enter in search for "Songbook +". The AppStore immediately shows them to the software installation.)
2. Sheet music must be read with a scanner and converted to PDF format. (For the transformation can for example the free software FreePDF be used) This step is necessary only once to bring all his papers into digital form. This data is transmitted using the Apple Software iTunes directly into the iPad. you can find more details in the description of the software SongBook +.
3. Midi settings on KETRON AUDYA and in the software + carry Songbook
4. + Link Registrations with the PDF files in the songbook.

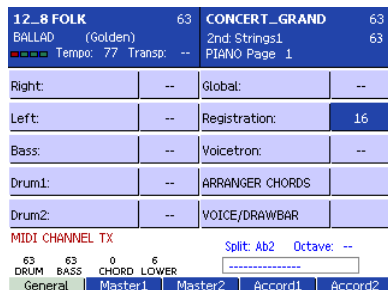
make Midi Settings:

AUDYA:

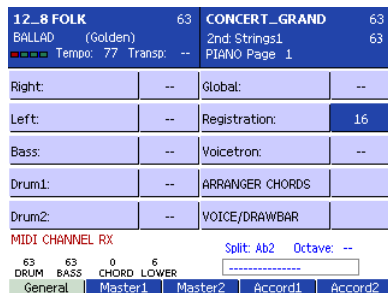
- Press the Menu key
- Now select MIDI
- Now select F1 Channel TX (see figure below)



- Set the MIDI channel F7 Registration on MIDI channel 16 (see figure below)



- Press Exit and replace it in the Midi Channel RX setting and make them F7 Registration on MIDI channel 16 a. (See picture below)



To save the Midi settings press on Audya the SAVE button

Now all settings are done they need at Audya!

IPAD / Songbook +:

Select the iPad's Settings app and select it in the Apps Songbook (see picture below)



- Now select the MIDI settings and set here Midi channel 16 a. (See picture below)



Midi connections:

So that your AUDYA and iPad can communicate via MIDI, you must connect the MIDI cable as follows.

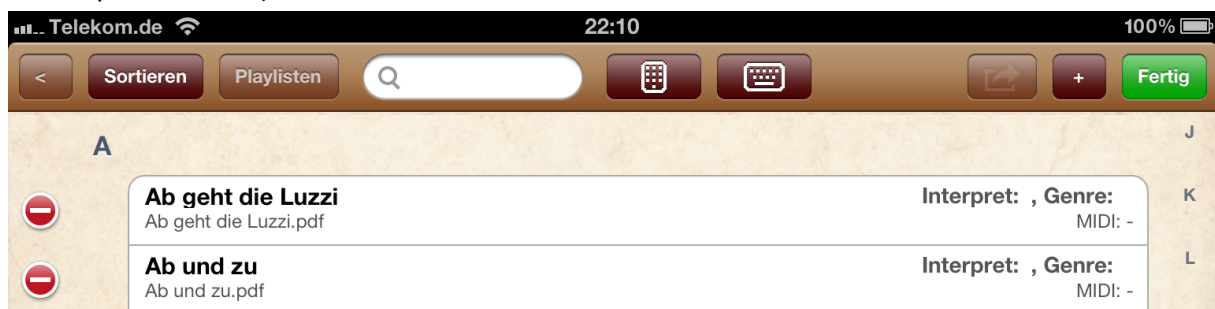
IPad / GuitarRig Midi OUT	->	AUDYA MIDI IN Keyboard
IPad / Gutarrig Midi IN	->	AUDYA Midi Out

So they proceed to link their PDF files in SongBook + with the Registrations

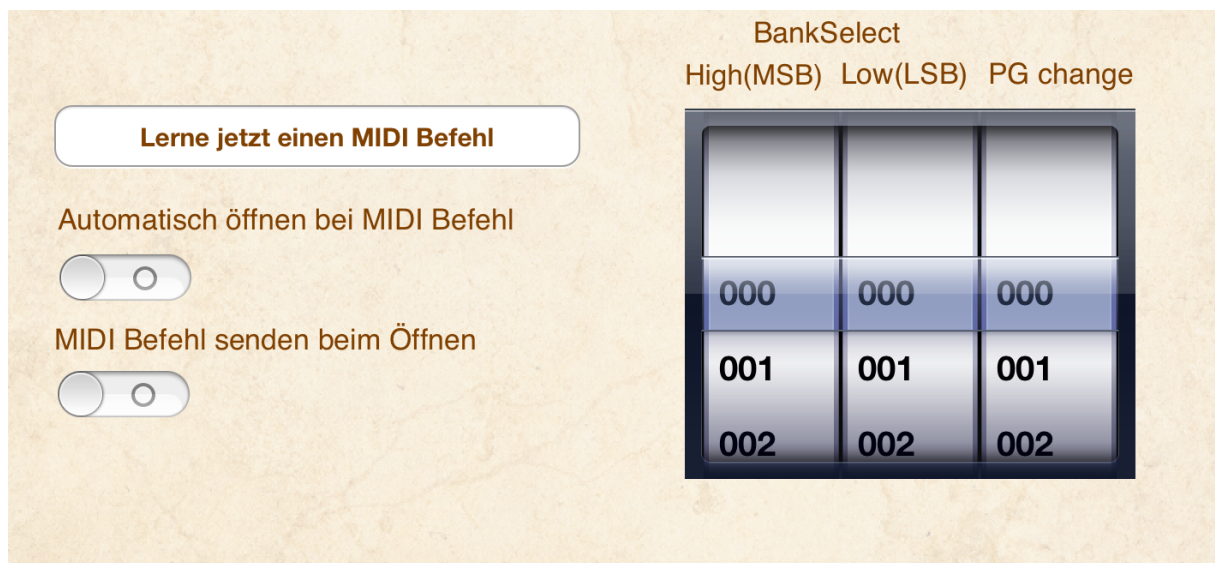
1. Select it in the stock selection in the iPad the Edit button (see image below)



2. Now select one of the titles from which they want to associate with their registration (see picture below)



3. Settings in the working plane of the song



- a.) Set both sliding buttons "Open automatically when MIDI command" and "Transmit MIDI command at Open" to "1".
- b.) Press the button "Learn now a MIDI command" and select on the keyboard its associated Registration. The MSB and PG Change wheels should then automatically turn into the correct position for that registration.
- c.) Press the edit screen on the left top of the screen "Save" to save the link.

The next time when selecting a registration on the keyboard, the corresponding PDF file is called. Also, you can now select the PDF file directly on the iPad and the keyboard automatically switches to the song the registration to fit.

Repeat the steps of linking with their files for each desired note and Registration File.

Now they can work as usual with their registrations and no longer have to worry about their lyrics and music. The turning can be made by foot switch or directly by finger touch. you will find information on the wireless foot switch to the help page of the software SongBook +.

Useful tips:

The software Songbook + contains a number of very useful features. So it is possible, among other leaves directly to the Ipad to photography and then to use this as a PDF to the songbook. It is easily possible to use texts very quickly in the rehearsal room or on the stage without a computer in the software.

Take them directly to Umblättern or precise location points. So it is possible that they are based directly on the mark in the PDF file without the trouble of searching the matching text or note passages.

Have fun wishes her KETRON Team